

ACCUCURVE™

30 Second Digital

Oral Thermometer

READ AND SAVE THESE INSTRUCTIONS

Congratulations on your purchase of the Timex™ AccuCurve™ Digital Oral Thermometer. Designed to be more comfortable and accurate than straight thermometers, the Timex AccuCurve thermometer easily finds the Hot Spot under the tongue to make temperature taking easier than ever before.

Please read these instructions carefully to ensure accurate temperature taking and safe operation. When used as directed, this high quality product will give you years of accurate, dependable service.

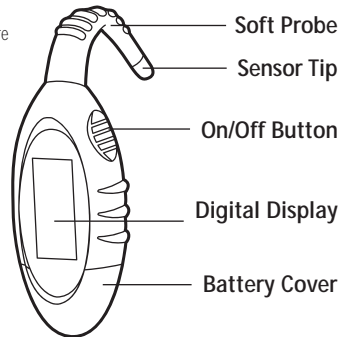
FOR ORAL USE ONLY

IMPORTANT SAFETY INFORMATION

- Notify your doctor immediately of any high-prolonged fever.
- This device is not a toy. Always monitor children when taking their temperatures.
- Do not allow children to walk or run while taking their temperature.

NORMAL BODY TEMPERATURE

Normal body temperature varies from person to person. The normal average healthy oral temperature is 98.6° F. Normal temperature may vary up or down by 1-2° F. Exercising, smoking, eating, and drinking can cause your temperature to vary. Even the time of day may influence your temperature; your temperature is lower in the morning than later in the day. **Any temperature higher than 100° F for a prolonged period should be reported to your doctor.**



98.6°F

FOLLOW THESE EASY STEPS

BEFORE USE

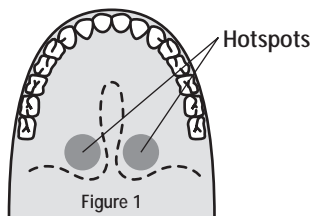
Do not drink hot or cold liquids, exercise, take a bath or shower, or smoke for at least 15 minutes before taking your temperature. You should relax with your mouth closed for 5 minutes before taking your temperature.

PROBE COVERS

To avoid the spread of any sickness always use a probe cover. Place a probe cover on the tip of the thermometer each time the thermometer is used.

OPERATING YOUR Timex AccuCurve Digital Thermometer

1. Cover the tip of the thermometer with a probe cover.
2. Turn the thermometer on by pressing the ON/OFF button. The last temperature will be displayed and the Indiglo® night-light will turn on. The first time you use the thermometer, a temperature will not be displayed.
3. The display will change to "Lo". The thermometer is now ready to take a reading.
4. Place the sensor tip of the thermometer directly under your tongue. The sensor tip should be placed as close as possible to the hot spot (see Figure 1). To make sure you get an accurate reading, keep your mouth closed. The thermometer should rest comfortably on your lower teeth and lips. You may gently bite on the curved neck if this makes it more comfortable.
5. When the peak temperature is reached (approximately 30 seconds) you will hear 3 beeps. Remove the thermometer from your mouth. The Indiglo® night-light will come on and your temperature will be displayed. Temperature reading will not change. Record your temperature. Individual results may vary, a range of 30-60 seconds is normal.
6. Turn off the thermometer by pressing the ON/OFF button.
7. Properly dispose of the used probe cover.
8. **NOTE:** To recall the last temperature, turn the thermometer on. The last temperature will be displayed.



Oral Thermometer Model # 80002

Small Oral Thermometer Model # 80006

Special Note: Your Timex AccuCurve thermometer has been pre-set to show body temperature in Fahrenheit. To change to Celsius, simply hold down the On/Off button for 5 seconds until the display reads SEL. Press the On/Off button to change from F to C. When the correct symbol is displayed do not remove your finger and wait 5 seconds the display is now set.

SEL°F
FAHRENHEIT SELECTED

SEL°C
CELSIUS SELECTED

Questions? Call 1-800-422-0360

CAUTION: KEEP OUT OF THE REACH OF CHILDREN

KEEP OUT OF PROLONGED SUNLIGHT. DO NOT ATTEMPT TO STRAIGHTEN THE CURVED SOFT PROBE, THIS WILL DAMAGE THE THERMOMETER AND VOID THE WARRANTY.

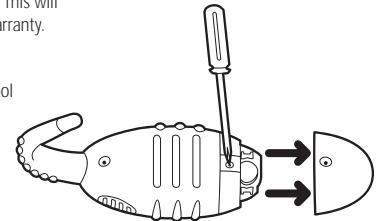
CLEANING INSTRUCTIONS

- Clean the probe and sensor tip after each use by washing with soap and warm water or by wiping the area with 70% isopropyl alcohol.
- Wipe dry with a soft, clean cloth.
- DO NOT BOIL OR CLEAN IN THE DISHWASHER. This will damage your thermometer and will void the warranty.

CHANGING THE BATTERY

When your battery power is low the battery symbol will appear on the side of the panel.

- Using a screwdriver, unscrew the cover lock on the back of the thermometer.
- Remove the battery and discard. Keep battery away from children, the elderly and pets.
- Put in a G9-A or equivalent button cell battery, making sure the positive side is facing up.
- Replace the battery cover and using the screwdriver, close the cover.



PRODUCT SPECIFICATIONS

Product Name	Timex AccuCurve Oral Thermometer (#80002 and #80006)
Measurement Range	90–108° F (32–43° C)
Accuracy	Compliant with ASTM E 1112 Standard At the temperature range of 90–108° F the accuracy is ±0.2
Display	4 digit LCD display with Indiglo® night-light
Measurement Time	30–60 Seconds in ambient temperature
Memory Recall	Stores the previous temperature
Operating Temperature	60–94° F. 95% RH
Storage Temperature	Stores at Room Temperature (65–95° F)
Power Supply	G9-A battery or equivalent
Dimensions	1.14" x 1.85" x 2.9"
Weight	.5 Ounces

WARRANTY

Your Timex AccuCurve Thermometer is a durable and precise medical device. MEDport takes pride in the quality and workmanship crafted into every product we make. Accordingly, MEDport will repair or replace at our option any product which is defective in material or workmanship for the life of the product. This warranty does not cover batteries or damage caused by accident, negligence or improper care. Product should be returned to MEDport, Inc., postage prepaid with proof of purchase and an explanation of the problem. If you follow these instructions, the Timex AccuCurve Thermometer should last for years. However, if for any reason you are not satisfied, call our toll-free customer service line: 800-422-0360. Hours of operation are Monday-Friday 8:00 AM – 8:00 PM Eastern Standard Time.

Manufactured and distributed under license by
MEDport, LLC
23 Acorn Street
Providence RI 02903
www.medportllc.com

TIMEX is a trademark of TIMEX Corporation
INDIGLO is a trademark of Indiglo Corporation
AccuCurve is a trademark of TIMEX Corporation
US and foreign patents pending